

Shareholding Pattern under Regulation 31 of SEBI (Listing Obligations and Disclosure Requirements) Regulations, 2015

1.	Name of Listed Entity: Nitco Limited
2.	Scrip Code/Name of Scrip/Class of Security: 532722
3.	Share Holding Pattern Filed under: Reg. 31(1)(a)/Reg. 31(1)(b)/Reg. 31(1)(c)
	a. If under 31(1)(b) then indicate the report for Quarter ending- September 30, 2022
	b. If under 31(1)(c) then indicate date of allotment/extinguishment- Not Applicable
4.	Declaration: The Listed entity is required to submit the following declaration to the extent of submission of information:-

Particulars	Yes*	No*
1 Whether the Listed Entity has issued any partly paid up shares?		No
2 Whether the Listed Entity has issued any Convertible Securities or Warrants?		No
3 Whether the Listed Entity has any shares against which depository receipts are issued?		No
4 Whether the Listed Entity has any shares in locked-in?		No
5 Whether any shares held by promoters are pledge or otherwise encumbered?	Yes	No
6 Whether company has equity shares with differential voting rights?		No
7 Whether the listed entity has any significant beneficial owner?	Yes	No

* If the Listed Entity selects the option 'No' for the questions above, the columns for the party paid up shares, Outstanding Convertible Securities/Warrants, depository receipts, locked-in shares, No of shares pledged or otherwise encumbered by promoters, as applicable, shall not be displayed at the time of dissemination on the Stock Exchange website. Also wherever there is 'No' declared by Listed Entity in above table the values will be considered as 'Zero' by default on submission of the format of holding of specified securities.




[Handwritten Signature]

Nitco Limited

Table I - Summary Statement holding of specified securities

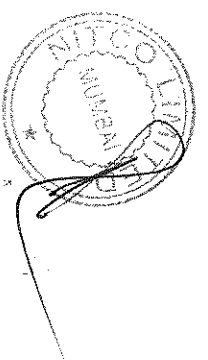
Category	Category of shareholder	(iii) Nos. of shares held	(iv) No. of fully paid up equity shares held	(v) No. of Partly paid-up equity shares held	(vi) No. of shares underlying Depository Receipts held	(vii) Total nos. shares held	(viii) Shareholding as a % of total no. of shares (calculate as per SCRR, 1957)	Number of Voting Rights held in each class			Total as a % of (A+B+C)	Shares underlying convertible securities (including)	ing, as a % assuming full conversion of convertible securities	Number of locked in		Number of Shares pledged or otherwise encumbered	Number of equity shares held in dematerialised form
								(ix) Class eg: X	(x) Class eg: Y	(xi) Total				(xii) As a % of total Shares held	(xiii) As a % of total Shares held		
(A)	Promoter & Promoter Group	20	38097176	0	0	38097176	53.0166	38097176	0	38097176	53.0166	0	0	0	34814838	913843	38092934
(B)	Public	22239	33761779	0	0	33761779	46.9834	33761779	0	33761779	46.9834	0	0	0	NA	NA	33751862
(C)	Non Promoter - Non Public	0	0	0	0	0	0	0	0	0	0	0	0	0	NA	NA	0
(C)	Shares Underlying DRs	0	0	0	0	0	0	0	0	0	0	0	0	0	NA	NA	0
(C)	Shares Held By Employee Trust	0	0	0	0	0	0	0	0	0	0	0	0	0	NA	NA	0
	Total	22259	71858955	0	0	71858955	100	71858955	0	71858955	100	0	0	0	34814838	484488	71844796



Nitco Limited

Table II - Statement showing shareholding pattern of the Promoter and Promoter Group

Category & Name of the shareholders	Entity Type	Nos. of shares held	No. of fully paid up equity shares held	Partly paid-up equity shares held	No. of shares underlying Depository Receipts held	Total nos. shares held (A+B+C+D)	Shareholding % as per SCRR, 1957 as a % of (A+B+C+D)	Number of Voting Rights held in each class		Total as a % of Total Voting Rights	Shares Underlying Outstanding convertible securities (including securities)	Infg. as a % of full convertible securities	Number of Locked in Shares	Number of Shares pledged or otherwise encumbered	As a % of total Shares held	Number of equity shares held in dematerialized form
								Class eg: X	Class eg: Y Total							
(i)	(ii)	(iii)	(iv)	(v)	(vi)	(vii)	(viii)	(ix)	(x)	(xi)	(xii)	(xiii)	(xiv)	(xv)	(xvi)	
1	Indian															
(a)	Individuals / Hindu Undivided Family		8	8014318	0	8014318	11.1529	0	8014318	11.1529	0	11.1529	0	0	0	8012317
	Vivek Prannath Talwar	Promoters	1	6323669	0	6323669	8.8001	0	6323669	8.8001	0	8.8001	0	0	0	6323669
	Rajeshwar Prannath Talwar	Promoters	1	825988	0	825988	1.1495	0	825988	1.1495	0	1.1495	0	0	0	825988
	Anjali Vivek Talwar	Promoter Group	1	543146	0	543146	0.7559	0	543146	0.7559	0	0.7559	0	0	0	543146
	Poonam Wasan	Promoter Group	1	119432	0	119432	0.1662	0	119432	0.1662	0	0.1662	0	0	0	119432
	Lovraj Talwar	Promoter Group	1	87301	0	87301	0.1215	0	87301	0.1215	0	0.1215	0	0	0	87301
	Sanjna Talwar	Promoter Group	1	85517	0	85517	0.119	0	85517	0.119	0	0.119	0	0	0	85517
	Vivek Talwar (HUF)	Promoter Group	1	27264	0	27264	0.0379	0	27264	0.0379	0	0.0379	0	0	0	27264
	A N Talwar (HUF)	Promoter Group	1	2201	0	2201	0.0028	0	2201	0.0028	0	0.0028	0	0	0	2201
(b)	Central Government / State Government(s)		0	0	0	0	0	0	0	0	0	0	0	0	0	0
(c)	Financial Institutions / Banks		0	0	0	0	0	0	0	0	0	0	0	0	0	0
(d)	Any Other (Specify)		12	30082858	0	30082858	41.8656	0	30082858	41.8656	0	41.8656	0	0	0	30082858
	Wateco Engineering Co. Pvt. Ltd	Promoter Group	1	1616712	0	1616712	2.2498	0	1616712	2.2498	0	2.2498	0	0	0	1616712
	Nitco Paints Private Limited	Promoter Group	1	1598299	0	1598299	2.2242	0	1598299	2.2242	0	2.2242	0	0	0	1598299
	Rang Mandir Builders Pvt. Ltd.	Promoter Group	1	280269	0	280269	0.39	0	280269	0.39	0	0.39	0	0	0	280269
	Ushakran Builders Private Limited	Promoter Group	1	209417	0	209417	0.2914	0	209417	0.2914	0	0.2914	0	0	0	209417
	Lavender Properties Private Limited	Promoter Group	1	208072	0	208072	0.2896	0	208072	0.2896	0	0.2896	0	0	0	208072
	Prakalp Properties Private Limited	Promoter Group	1	175785	0	175785	0.2446	0	175785	0.2446	0	0.2446	0	0	0	175785
	Eden Garden Builders Private Limited.	Promoter Group	1	156951	0	156951	0.2184	0	156951	0.2184	0	0.2184	0	0	0	156951
	Nitco Tiles And Marble Industries Andhra Pvt Limited	Promoter Group	1	85517	0	85517	0.119	0	85517	0.119	0	0.119	0	0	0	85517
	Enjoy Builders Private Limited	Promoter Group	1	72646	0	72646	0.1011	0	72646	0.1011	0	0.1011	0	0	0	72646
	Northern India Tiles Corporation	Promoter Group	1	2240	0	2240	0.0031	0	2240	0.0031	0	0.0031	0	0	0	2240
	Aurelia Estates And Investments Pvt Ltd	Promoter Group	1	25676949	0	25676949	35.7324	0	25676949	35.7324	0	35.7324	0	0	0	25676949
	Northern India Tiles (Sales) Corporation	Promoter Group	1	1	0	1	0	0	1	0	0	0	0	0	0	1
	Sub Total (A)(1)		20	38097176	0	38097176	53.0166	0	38097176	53.0166	0	53.0166	0	0	0	38092934
2	Foreign															
(a)	Individuals (Non-Resident Individuals / Foreign Individuals)		0	0	0	0	0	0	0	0	0	0	0	0	0	0
(b)	Government		0	0	0	0	0	0	0	0	0	0	0	0	0	0
(c)	Institutions		0	0	0	0	0	0	0	0	0	0	0	0	0	0
(d)	Foreign Portfolio Investor		0	0	0	0	0	0	0	0	0	0	0	0	0	0
(e)	Any Other (Specify)		0	0	0	0	0	0	0	0	0	0	0	0	0	0
	Sub Total (A)(2)		0	0	0	0	0	0	0	0	0	0	0	0	0	0
	Total Shareholding Of Promoter And Promoter Group (A)=		20	38097176	0	38097176	53.0166	0	38097176	53.0166	0	53.0166	0	0	0	38092934
	(A)(1)+(A)(2)		20	38097176	0	38097176	53.0166	0	38097176	53.0166	0	53.0166	0	0	0	38092934



Nitco Limited

Table IV - Statement showing shareholding pattern of the Non Promoter- Non Public shareholder

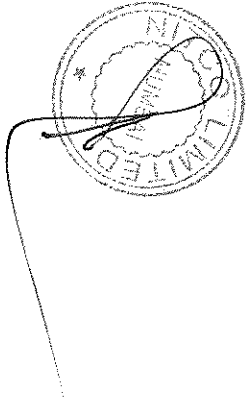
Category & Name of the shareholders	Nos. of sharehold shares	No. of fully paid up equity shares held (IV)	Partly paid-up equity shares held (V)	No. of shares underlying Depository Receipts (VI)	Total nos. shares held (VII) = (IV) + (V) + (VI)	Shareholding % calculated as per SCRR, 1957 As a % of (A+B+C2) X (VIII) As a	Number of Voting Rights held in each class of securities			Total as a % of (A+B+C) (X)	Shares Underlying Outstanding convertible securities (including convertible securities) (XI) =	Ing. as a % assuming full conversion of convertible securities (XII) =	Number of Locked In shares		Number of Shares pledged or otherwise encumbered		Number of equity shares held in dematerialised form (XIV)
							Class eg: Y	Class eg: Z	Total (IX)				No. (a)	As a % of total Shares held (b) (XIII)	No. (a)	As a % of total Shares held (b) (XIII)	
1 Custodian/DR Holder (I)	0	0	0	0	0	0	0	0	0	0	0	0	0	0	0	0	0
2 Employee Benefit Trust / Employee Welfare Trust under SEBI (Share based Employee Benefits and Sweat Equity) Regulations, 2021	0	0	0	0	0	0	0	0	0	0	0	0	0	0	0	0	0
Total Non-Promoter- Non Public Shareholding (C)= (C1)+(C2)	0	0	0	0	0	0	0	0	0	0	0	0	0	0	0	0	0

Note :

(1) PAN would not be displayed on website of Stock Exchange(s).

(2) The above format needs to be disclosed along with the names of the shareholders holding 1% or more than 1% of shares of the listed entity. Column no.(XIII) is not applicable in the above format.

(3) W.r.t. the information pertaining to Depository Receipts, the same may be disclosed in the respective columns to the extent information available.



NITCO Limited
Annexure I

Table VI - Statement showing foreign ownership limits		
Particular	Approved limits (%)	Limits utilized (%)
As on shareholding date	100.00	2.38
As on the end of previous 1st quarter	100.00	2.33
As on the end of previous 2nd quarter	100.00	2.35
As on the end of previous 3rd quarter	100.00	2.36
As on the end of previous 4th quarter	100.00	2.38

Notes :-

- 1) "Approved Limits (%)" means the limit approved by Board of Directors / shareholders of the Listed entity. In case the listed entity has no Board approved limit, provide details of sectoral / statutory cap prescribed by Government / Regulatory Authorities
- 2) Details of Foreign ownership includes foreign ownership / investments as specified in Rule 2(s) of the Foreign Exchange Management (Non-debt Instruments) Rules, 2019, made under the Foreign Exchange Management Act, 1999.

